



THE 4

COUPÉ

TRUE DESIGN ONLY
POINTS IN ONE DIRECTION -

THE FUTURE.





AN ICON IN A SEA
OF ORDINARY.




EXTERIOR COLOURS.

■ Standard equipment □ Optional equipment




□ Non-metallic 300 Alpine White¹




■ Non-metallic 668 Black



□ Metallic A96 Mineral White²




□ Metallic C2Y Bluestone




□ Metallic C4F Arctic Race Blue²




□ Metallic C31 Portimao Blue³



□ Metallic C4E Sanremo Green^{2,4}



□ Metallic C1X Sunset Orange




□ Metallic 475 Black Sapphire²


BMW INDIVIDUAL



□ BMW Individual special paintwork Brilliant White metallic⁵




□ BMW Individual C36 Dravite Grey metallic²



□ BMW Individual special paintwork Frozen Deep Grey metallic⁵



□ BMW Individual special paintwork Frozen Portimao Blue metallic⁵



□ BMW Individual C3Z Tanzanite Blue metallic²



[Colour samples] These colour samples are intended as an initial guide to the colours and materials available for your BMW. However, experience has shown that printed versions of paint, upholstery and interior trim colours cannot in all cases faithfully

reproduce the appearance of the original colour. Please discuss your preferred colour choices with your BMW partner or in your dealership. There you can also see original samples and be assisted with special requests.

¹ Available as standard for performance models and M Sport package.

² Also optionally available for performance models and M Sport package.

³ Exclusively available for performance models and M Sport package.

⁴ Available from 11/20.

⁵ Available from 03/21.



YOUR NEW SPEED DATING APP.

DOWNLOAD NOW THE BMW BROCHURES APP FROM YOUR APP STORE AND DISCOVER DRIVING PLEASURE!



BMW M440i xDRIVE:

Fuel consumption in l/100 km (combined): 6.7–7.0

CO₂ emissions in g/km (combined): 155–163

Provisional figures, awaiting official confirmation.

The data for fuel consumption, CO₂ emissions and energy consumption are determined in accordance with the measurements processes as defined by European Regulation (EU) 2007/715 in the applicable version. Data refer to a vehicle with base-level equipment in Germany, and the ranges account for differences according to the selected wheel and tyre size and the optional equipment and may change during the configuration process. Figures have been determined on the basis of the new WLTP test cycle and have been converted back into NEDC figures for comparability. [For these vehicles, values other than those specified here may apply for the assessment of taxes and other vehicle-related charges that are (also) based on CO₂ emissions.]

The models illustrated in this medium show the equipment and configuration options (standard and optional) for vehicles produced by BMW AG for the German market. Some of the equipment features shown or described here are available as optional equipment at an extra charge. The availability of some equipment features depends on engine variants or additional options. Alterations in standard and optional equipment and the configurations available for the different models, as described in this brochure, or according to the specific requirements of other markets may occur after 03/30/2020, the date when this brochure went to press. Your local BMW Partner is available to provide further details. Subject to change in design and equipment. Of course, each vehicle is designed for economical recycling after its long-running life. You can find more information regarding your end-of-life vehicle on our website www.bmw.com.

© BMW AG, Munich, Germany. Reproduction, even in part, only with the written approval of BMW AG, Munich.

411 004 268 2 02 2020 CB. Printed in Germany 2020.